

Outdoor Single Mode Trackside Fiber Cables NR/PS/TEL/00014

Applications

The cables are fibre communications cable designed for use in high traffic and data rate requirements.



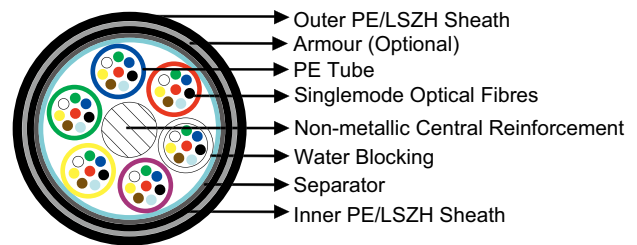
Standards

- NR/PS/TEL/00014 (formerly RT/E/PS/00014)

Construction

• Fibre: Step Index Singlemode Fibres in accordance with ITU-T recommendation G.652.9/125 μm Fibre @ 1310nm & 1550nm.

- Fibre Carrier: PE
- Central Strength Member: Single continuous non-metallic.
 - Water blocking: Water blocking material.
 - Separator: PET (Polyester Tape).
 - Inner Sheath: PE (Polyethylene) Type 03C to BS6234 or LSZH Sheath.
 - Sheath : PE (Polyethylene) Type 03C to BS6234 or LSZH sheath.



Optionally

Armoured Cables: Corrugated steel tape armoured cables can be offered as an option.

Electrical Characteristics at 20°C

Maximum Attenuation		G652
@1310nm	dB/km	0.35
@1550nm	dB/km	0.22
Maximum Chromatic Dispersion		
Between 1260 and 1360nm	ps/(nm/km)	3.5
Between 1530 and 1565nm	ps/(nm/km)	19
Zero Dispersion Wavelength	nm	1310 \pm 11
Zero Dispersion Slope	ps/(nm ² .km)	0.09
Numerical Aperture		0.14
Point discontinuity	dB	0.1
PMD (individual fiber)	ps/km	0.2
Maximum Cutoff Wavelength	nm	1260



Cladding Diameter	um	125±1
Core/Cladding Concentricity Error	um	≤0.5
Cladding Non Circularity	%	≤1
Coating Non Circularity	%	≤6
Proof Test Level	Kpsi (GN/m ²)	100 (0.7)
Crush Resistance	N/cm	300
Maximum Laying Tension	N	From 12 to 72 FO: 2500;144 FO:3000

➤ Mechanical and Thermal Properties

- Minimum Bending Radius: 12 x OD.
- Temperature Range: -20°C to +60°C (during operation); -10°C to +60°C (during installation)

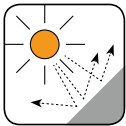
➤ Dimensions and Weight

Unarmoured Single Mode Trackside Fiber Cables

Cable Code	No. of fibres	Nominal Cladding Thickness µm	Nominal Sheath Thickness mm		Nominal Overall Diameter mm	Nominal Weight kg/km
			Inner	Outer		
RO14-ML-B-9-2x4-F-2Y2Y	8	125	1.6	2.0	12.0	110
RO14-ML-B-9-2x6-F-2Y2Y	12	125	1.6	2.0	12.0	110
RO14-ML-B-9-4x5-F-2Y2Y	20	125	1.6	2.0	12.0	110
RO14-ML-B-9-8x6-F-2Y2Y	48	125	1.6	2.0	12.6	120
RO14-ML-B-9-16x6-F-2Y2Y	96	125	1.6	2.0	14.0	150

Steel Tape Armoured Single Mode Trackside Fiber Cables


Cable Code	No. of fibres	Nominal Cladding Thickness µm	Nominal Sheath Thickness mm		Nominal Overall Diameter mm	Nominal Weight kg/km
			Inner	Outer		
RO14-ML-B-9-2x4-F-2Y(STA)2Y	8	125	1.6	2.0	15.0	210
RO14-ML-B-9-2x6-F-2Y(STA)2Y	12	125	1.6	2.0	15.0	210
RO14-ML-B-9-4x5-F-2Y(STA)2Y	20	125	1.6	2.0	15.0	210



UV Resistant



Water Resistant




Rated Voltage



Laid In Ducts

PE Sheath



Zero Halogen
IEC 60754-1/NF C20-454
EN 50267-2-1


LSZH Sheath



Flame Retardant
NF C32-070-2.1(C2)
IEC 60332-1/EN 50265-2-1



Fire Retardant
NF C32-070-2.2(C1)
IEC 60332-3/EN50266



Zero Halogen
IEC 60754-1/NF C20-454
EN 50267-2-1



Low Smoke Emission
IEC 61034/NFC20-902
EN 50268/NF C32-073



Low Corrosivity
EN 50267-2-2/NF C32-074
IEC 60754-2/NF C20-453



Low Toxicity